



Firm Description

Arroyo Investment Group is a fee-only financial planning and investment management firm based in Pasadena, California. As a GIPS-compliant financial advisor, we bring institutional quality, high performance investment management and financial planning to individuals and families. Our full-service, fiduciary advice is offered for a single all-inclusive fee.

Product Description

Arroyo Global All Cap Balanced model (60%/40% model). Accounts with approximately 60% target allocation to stock funds, and approximately 40% target allocation to bond funds. The benchmark to the fund is a blend of the MSCI ACWI (60%) and the Barclays Global Aggregate Bond Index (40%) indexes, rebalanced monthly.

Inception date 01/01/07.

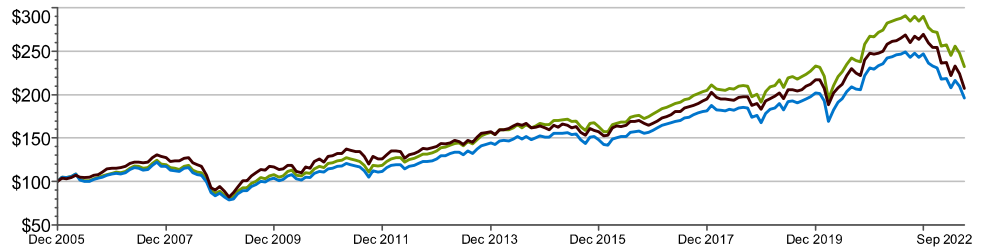
60% / 40% Portfolio Morningstar Category	09/30/2022
US Fund Corporate Bond	15.00%
US Fund Intermediate Core-Plus Bond	21.00%
US Fund Multisector Bond	5.00%
US Fund High Yield Bond	0.00%
US Fund Global Bond-USD Hedged	13.00%
US Fund Large Value	7.50%
US Fund Large Growth	0.00%
US Fund Mid-Cap Value	7.00%
US Fund Mid-Cap Growth	3.00%
US Fund Small Value	7.00%
US Fund Small Growth	0.00%
US Fund Global Large Stock	9.50%
US Fund Foreign Large Growth	8.00%
US Fund Diversified Emerging Mkts	3.00%
Cash or Cash Equivalents	1.00%
Total	100.00%
Capitalization	% of Composite
Large	48.99%
Mid	28.93%
Small	22.28%
Total:	100.20%
Style	% of Composite
Value	23.81%
Blend	43.86%
Growth	32.52%
Total	100.19%

Contact Us:

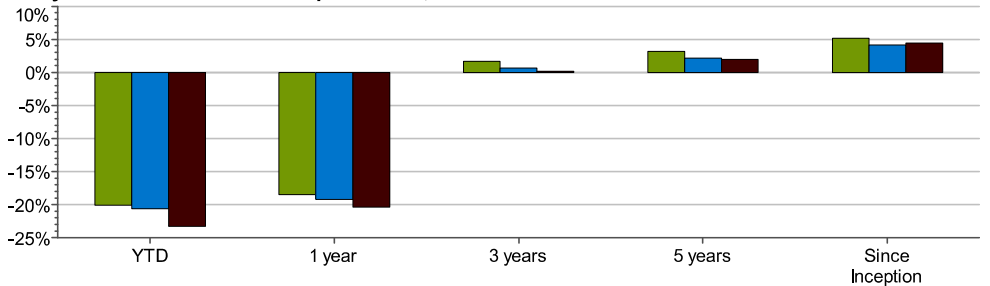
Arroyo Investment Group
15 South Raymond Avenue, Suite 200
Pasadena, California 91105
www.arroyoinvestmentgroup.com

Arroyo Global All Cap Balanced (G) Arroyo Global All Cap Balanced (N) 60% MSCI ACWI 40% Barclays Global Agg

Growth of \$100,000: January 2006 - September 30, 2022



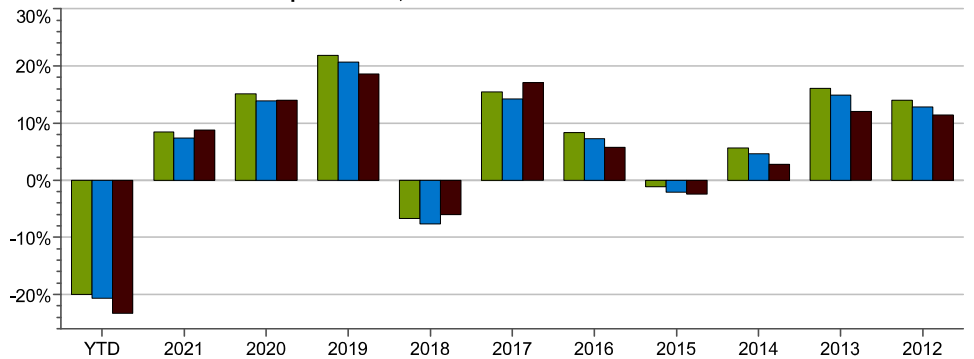
Arroyo vs Benchmark: as of September 30, 2022



Arroyo vs Benchmark: as of September 30, 2022

	YTD	1 year	3 years	5 years	Since Inception
Arroyo Global All Cap Balanced (G)	-15.66%	-14.67%	3.75%	5.09%	5.33%
Arroyo Global All Cap Balanced (N)	-16.09%	-15.52%	2.71%	4.04%	4.28%
60% MSCI ACWI-Net / 40% Barclays Global Aggregate	-17.65%	-15.41%	2.63%	4.18%	4.33%

Calendar Year Return as of September 30, 2022



Risk / Return Table – January 01, 2007 – September 30, 2022

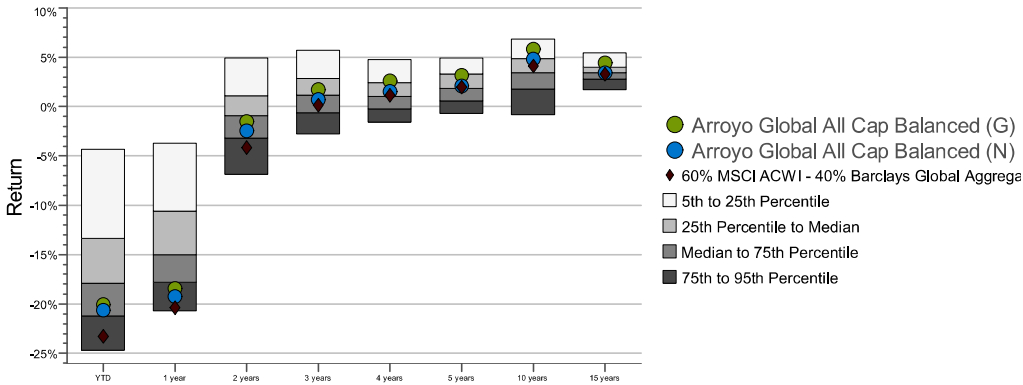
	Return	Std Dev	D'side Risk	Beta	Alpha	R-Sq	Sharpe Ratio	Tracking Error
Arroyo Global All Cap Balanced (G)	5.15%	10.50%	8.10%	0.91	1.09%	90.82%	0.3879	3.33%
Arroyo Global All Cap Balanced (N)	4.11%	10.50%	8.10%	0.91	0.08%	90.82%	0.2885	3.33%
60% MSCI ACWI - 40% Barclays Global Aggregate Blend	4.43%	10.99%	8.33%	1.00	0.00%	100.00%	0.3048	0.00%



Arroyo Investment Group

Arroyo Global All-Cap Balanced (60/40 Model) Data as of September 30, 2022

Arroyo Global All Cap Balanced vs PSN Global Balanced Net (Peer Group)



Sector Exposure	% of Composite
Basic Materials	4.27%
Communication Services	4.33%
Consumer Cyclical	13.68%
Consumer Defensive	7.63%
Energy	4.40%
Financial Services	14.35%
Healthcare	15.20%
Industrials	13.88%
Real Estate	2.19%
Technology	18.00%
Utilities	2.07%

Arroyo Investment Group, LLC claims compliance with the Global Investment Performance Standards (GIPS®).

Arroyo Investment Group, LLC is an independent registered investment adviser. The firm maintains a list of composite descriptions, which is available upon request. The 60/40 Composite contains portfolios approximately invested 80% in equity mutual fund holdings and approximately 20% in bond mutual fund holdings. The U.S. Dollar is the currency used to express performance.

The custom benchmark uses an 60/40 blend of the MSCI ACWI - Net (60%) and the Barclays Global Aggregate Bond Index (40%) indices rebalanced monthly.

Returns include the reinvestment of income. Performance shown represents total returns that include income, realized and unrealized gains and losses. Gross performance includes any transactions costs and custodial fees, if applicable. Net of fee performance was calculated using the highest management fee of 1%, applied monthly.

Prospective clients can obtain a complaint presentation upon request by contacting us at arroyoinvestmentgroup@arroyoinvestmentgroup.com.

GIPS® is a registered trademark of CFA Institute. CFA Institute does not endorse or promote this organization, nor does it warrant the accuracy or quality of the content contained herein

Past performance is not indicative of future results.

Arroyo Global All Cap Balanced vs PSN Global Balanced Net (Rolling 3 Year)

