

**Firm Description**

Arroyo Investment Group is a fee-only financial planning and investment management firm based in Pasadena, California. Our full-service, fiduciary advice is offered for a single all-inclusive fee.

**Product Description**

Arroyo Global All Cap Growth model (80%/20% model). Accounts with approximately 80% target allocation to stock funds, and approximately 20% target allocation to bond funds. The benchmark to the fund is a blend of the MSCI ACWI (80%) and the Barclays Global Aggregate Bond Index (20%) indexes, rebalanced monthly. Inception date 08/01/2009.

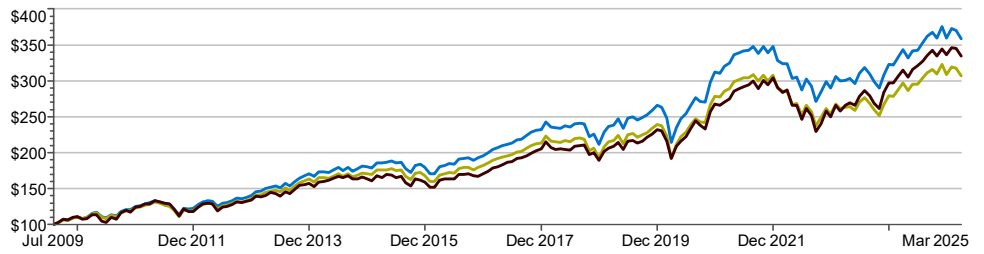
80% / 20% Portfolio Morningstar Category	3/31/2025
US Fund Multisector Bond	20.00%
US Fund Global Large-Stock Growth	12.00%
US Fund Large Value	8.00%
US Fund Small Value	8.00%
US Fund Mid-Cap Value	8.00%
US Fund Foreign Large Value	8.00%
US Fund Diversified Emerging Mkts	8.00%
US Fund Mid-Cap Growth	8.00%
US Fund Small Growth	8.00%
US Fund Large Blend	8.00%
US Fund Emerging Markets Bond	3.00%
US Fund Foreign Large Growth	0.00%
US Fund Intermediate Core-Plus	0.00%
US Fund Prime Money Market	0.00%
Cash or Cash Equivalents	1.00%
Total:	100.00%
<b>Capitalization</b>	
Large Cap	48.29%
Mid Cap	26.25%
Small Cap	25.46%
Total:	100.00%
<b>Style</b>	
Blend	42.58%
Growth	28.96%
Value	28.46%
Total:	100.00%

**Contact Us:**

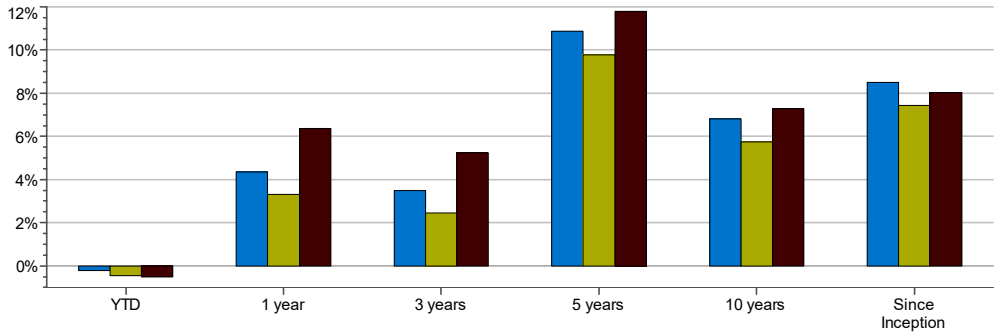
Arroyo Investment Group  
15 South Raymond Avenue, Suite 200  
Pasadena, California 91105  
[www.arroyoinvestmentgroup.com](http://www.arroyoinvestmentgroup.com)

Arroyo Global All Cap Growth (G)	Arroyo Global All Cap Growth (N)	80% MSCI ACWI - 20% Barclays Global Aggregate Blend
----------------------------------	----------------------------------	---

**Growth of \$100,000: Since 08/01/2009**



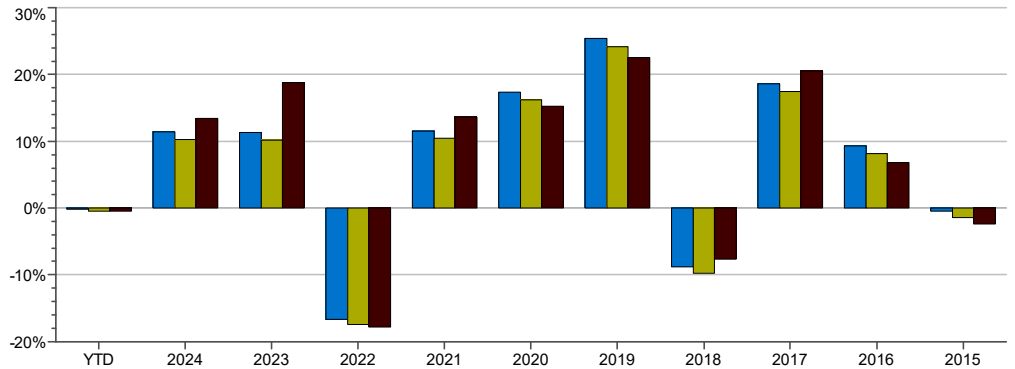
**Arroyo vs Benchmark**



**Arroyo vs Benchmark**

	YTD	1 year	3 years	5 years	10 years	Since Inception
Arroyo Global All Cap Growth (G)	-0.21%	4.34%	3.48%	10.87%	6.80%	8.49%
Arroyo Global All Cap Growth (N)	-0.46%	3.30%	2.45%	9.78%	5.74%	7.42%
80% MSCI ACWI - 20% Barclays Global Aggregate Blend	-0.52%	6.37%	5.25%	11.79%	7.28%	8.02%

**Calendar Year Return**



**Risk / Return Table: Since 08/01/2009**

	Return	Std Dev	D'side Risk	Beta	Alpha	R-Sq	Sharpe Ratio	Tracking Error
Arroyo Global All Cap Growth (G)	8.49%	11.54%	8.67%	0.90	1.19%	92.30%	0.6285	3.42%
Arroyo Global All Cap Growth (N)	7.42%	11.54%	8.67%	0.90	0.18%	92.30%	0.5355	3.42%
80% MSCI ACWI - 20% Barclays Global Aggregate Blend	8.02%	12.29%	9.05%	1.00	0.00%	100.00%	0.5518	0.00%



Sector Exposure	% of Composite
Technology	21.29%
Financial Services	16.23%
Healthcare	14.34%
Industrials	13.49%
Consumer Cyclical	10.19%
Communication Services	6.36%
Consumer Defensive	5.17%
Energy	4.36%
Basic Materials	3.46%
Real Estate	2.75%
Utilities	2.36%
Total	100.00%

Arroyo Investment Group, LLC claims compliance with the Global Investment Performance Standards (GIPS®).

Arroyo Investment Group, LLC is an independent registered investment adviser. The firm maintains a list of composite descriptions, which is available upon request. The 80/20 Composite contains portfolios approximately invested 80% in equity mutual fund holdings and approximately 20% in bond mutual fund holdings. The U.S. Dollar is the currency used to express performance.

The custom benchmark uses an 80/20 blend of the MSCI ACWI - Net (80%) and the Barclays Global Aggregate Bond Index (20%) indices rebalanced monthly.

Returns include the reinvestment of income. Performance shown represents total returns that include income, realized and unrealized gains and losses. Gross performance includes any transactions costs and custodial fees, if applicable. Net of fee performance was calculated using the highest management fee of 1%, applied monthly.

Prospective clients can obtain a GIPS Report upon request by contacting us at [arroyoinvestmentgroup@arroyoinvestmentgroup.com](mailto:arroyoinvestmentgroup@arroyoinvestmentgroup.com).

GIPS® is a registered trademark of CFA Institute. CFA Institute does not endorse or promote this organization, nor does it warrant the accuracy or quality of the content contained herein.

Past performance is not indicative of future results.